

# F1ECO



Satin Stainless Steel



White Ceramic



Polished Stainless Steel



## Technical Specifications

|                        |                           |
|------------------------|---------------------------|
| Voltage                | Voltage 220/240v - / 50Hz |
| Power                  | 350w - 1600w              |
| Net Weight             | 5.8 kg (6.0 kg Posted)    |
| Dimensions (D x W x L) | 175 x 201 x 277mm         |
| Noise Level            | 75dB - 78dB at 1m         |
| Cover Options          | Ceramic / Stainless Steel |

\* Tech Spec subject to change without previous notice. \*\* Calculations based: on 120 uses a day | Based on manufacturer's stated figures.

# “Noise and power adjustment allow this dryer to adapt to any environment”

## Overview

Thanks to a unique external adjustment the F1 Eco gives the user the ability to increase or decrease both the power and noise level, therefore adapting to its environment.

Internally the F1 Eco benefits from switchable heating allowing the user to gain a further reduction in energy consumption.

A blue guidance light indicates where hands gain optimum drying position whilst an LED display indicates to the user when the dryer is active.









AVERAGE RUN COST  
(PER ANNUM)\*\*



AVERAGE DRYING  
TIME (SECONDS)



WARRANTY  
(YEARS)

- Low Energy Use 
- Range of Finishes 
- LED Indication and Blue Guidance Light 
- Variable Noise Level 
- Adjustable Power Output 
- Heater Element On/Off Option 
- High Speed Drying 